

A blue-toned background featuring a candlestick chart with a robotic hand pointing at one of the candles. The chart shows an overall upward trend. The robotic hand is detailed with joints and a wristband.

RELIANCE INSURANCE COMPANY LIMITED

Corporate briefing
session 2026

Company Profile

- Reliance Insurance Company Limited (RICL) was incorporated in 1981 with a Share Capital of Rs.2.5 Million by two prominent industrialist groups in Pakistan, Al-Noor Group and Amin Bawany Group. Al-Noor Group, was led by (Late) Mr. Ismail H. Zakaria, and Amin Bawany Group, founded by (Late) Mr. Mohammed Amin Ahmed Bawany, were known for their successful implementation of numerous industrial and commercial projects. Mr. Irfan Zakaria Bawany was unanimously reelected Chairman of Reliance Insurance Co. Ltd, in the Board of Directors meeting held on 28th August 2025 for a further term of three years. Mr. Bawany is associated with Reliance Insurance since 1991.
- RICL has built a solid reputation and is widely regarded as one of the most trusted and respected names in the industry. Headquartered in Karachi, Pakistan, the company operates a broad and active branch network across major cities and towns nationwide. This extensive reach enables RICL to deliver timely and efficient services to customers wherever they are located.
- Reliance Insurance Company Limited (RICL) is steadily expanding its presence across Pakistan, serving both individuals and businesses with dependable insurance solutions. The company offers a wide range of services, including motor, marine, fire, and miscellaneous insurance, designed to meet the changing needs of its customers. Backed by a strong network and experienced team, RICL focuses on providing quality service, quick support, and hassle-free claim handling. With a customer-centered approach, the company continues to build trust through reliability, transparency, and long-term relationships.

Our Board of Directors




Irfan Zakaria Bawany
Chairman



Muhammad Omar Bawany
Director



Ahmed Ali Bawany
Director



Noor M. Zakaria
Director



Zia Zakaria
Director



Muhammad Patel
Director



Naeem Ahmed Shafi
Director



Tasneem Yusuf
Director



Jahangir Adam
Director



Management (Team RICL)

The management of Reliance Insurance Company Limited is fully cognizant of the evolving challenges within the industry and has formulated a comprehensive, forward-looking strategy focused on sustainable operational growth. This strategy places strong emphasis on profitability, disciplined financial management, and the delivery of consistent and reasonable returns to its valued shareholders.

The Company's operations are overseen by a highly experienced and professional management team. Reliance Insurance is widely recognized as one of the best-managed companies in the market, reflecting its strong governance standards and operational excellence. The management team is led by Mr. A. Razak Ahmed, Chief Executive Officer & Managing Director, FCII (Chartered Insurer). He is supported by a seasoned senior management team with deep industry expertise and a proven track record of driving performance, innovation, and long-term value creation.

- | | |
|------------------------|--|
| ❖ A. Razak Ahmed | - Chief Executive & Managing Director |
| ❖ Ghulam Haider | - Chief Financial Officer |
| ❖ Faraz A. Razak | - Company Secretary & Comp. Officer |
| ❖ M. A. Hannan Shadani | - SVP - Underwriting Conventional |
| ❖ Najmullah Khan | - SVP – Head of Takaful |
| ❖ Ghulam Mujaddid | - Vice President |
| ❖ Saleem Memon | - Assistant Vice President- Investment |
| ❖ M. Masood Ali | - Assistant Vice President- IT |
| ❖ Muhammad Siddique | - Assistant Vice President (Claims) |
| ❖ Abdul Rahim Pathi | - Assistant Vice President Reinsurance |

Our Products



Fire



Marine



Vehicle



House & Property



Engineering



Bond /Guarantee



Terrorism



MBD



Aviation



Liability



Burglary



CIT / CIS

Pakistan's Economic Outlook

Pakistan's economic outlook for 2026 reflects gradual stabilization under IMF-supported reforms and fiscal consolidation, with GDP growth projected at a modest 2.0% to 3.5%. Recovery is supported by improved fiscal discipline, exchange rate stability, and slowly rebuilding investor confidence, though overall momentum remains limited.

Inflation remains a key constraint, driven by rising energy tariffs, petroleum and electricity costs, and imported inflation. In response, the State Bank of Pakistan (SBP) continues a tight monetary policy stance with elevated policy rates to contain inflation. External pressures, including Middle East geopolitical tensions and Iran-US related uncertainty, have added volatility to global oil prices, increasing Pakistan's import and inflation burden.

Key sectors such as textiles, agriculture, pharmaceuticals, energy, and services continue to support growth, but structural issues—including a narrow tax base, high debt servicing, and external financing gaps—remain binding constraints. Within this environment, the insurance sector remains underdeveloped at 0.8%–1.0% of GDP, yet holds strong long-term potential through financial inclusion, digitalization, and regulatory strengthening.



Company Performance

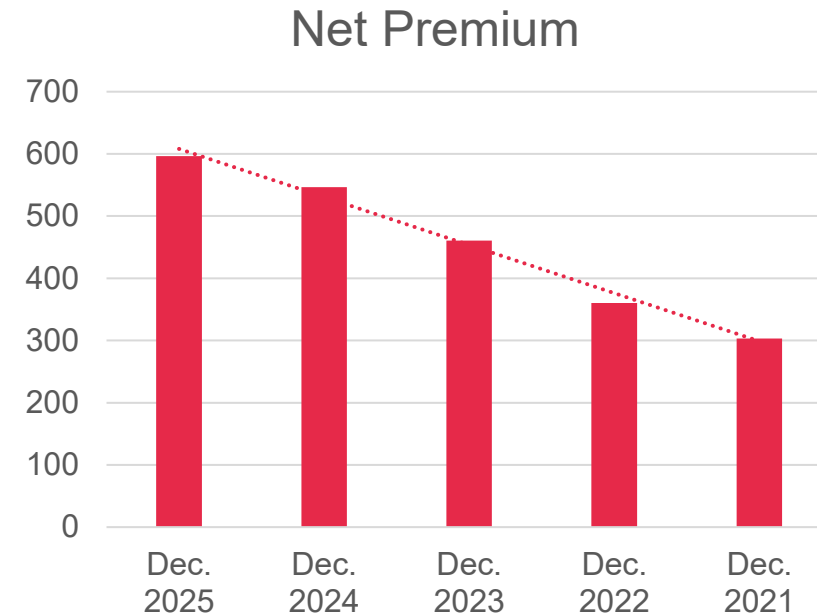
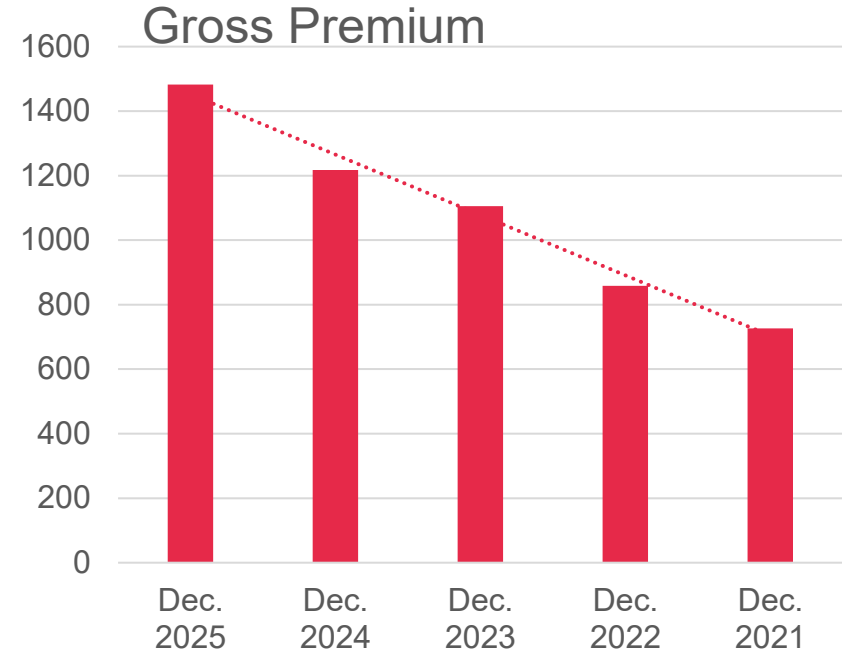
Rupees in million

Particulars	31-12-2025	31-12-2024	Increase/(Decrease) over 2024	%
Gross Premium (Inclusive of Takaful Contribution of Rs.258.821 million and Rs.157.074 million for up to 31st Dec. 2025 and 31st Dec. 2024 respectively)	1,482.761	1,217.147	265.614	21.82
Net Premium	596.595	546.495	50.100	9.17
Ratio to Gross Premium (%)	48.74	51.55	-	-
Net Incurred Claim	139.524	152.815	(13.291)	(8.70)
Ratio to Net Premium (%)	23.39	27.963	-	-
Management Expenses	349.302	289.797	59.505	20.53
Ratio to Gross Premium (%)	28.54	27.34	-	-
Investment Income	554.993	408.883	146.110	35.73
Pre-Tax Profit	557.559	436.170	121.389	27.83
EPS (Rupees)	4.63	3.00 (Restated)	1.63	54.33

Comparative Analysis

➤ Gross premium growth Rs.1,482.761 million in Dec. 2025, compared to Dec. 2024 of Rs.1,217.147 million i.e. 22% was mainly driven by a 65% surge in Takaful contributions, reflecting strong segment expansion. Conventional premiums grew steadily by 15%, maintaining a stable revenue base.

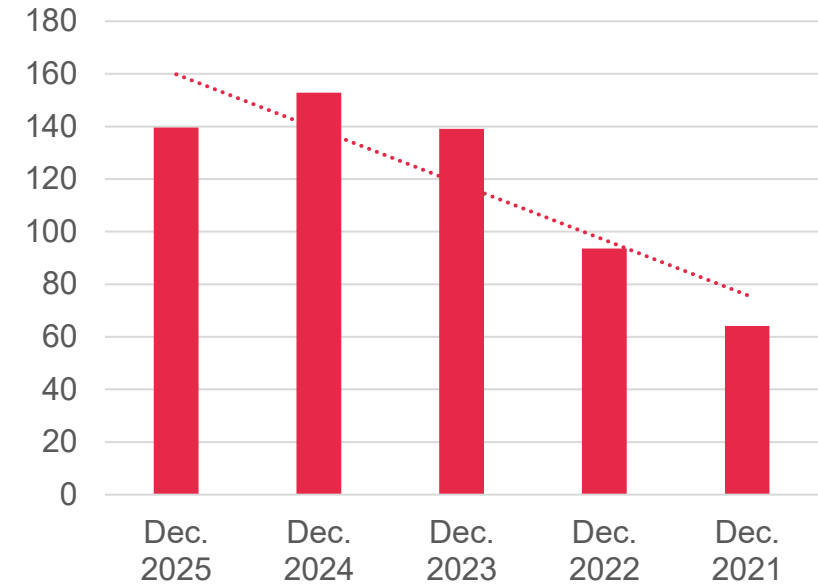
➤ The net premium recorded a growth of Rs.596.595 million compared to Rs.546.495 million in the corresponding period last year, reflecting a 9% increase year-on-year. This growth demonstrates disciplined underwriting practices and effective risk retention.



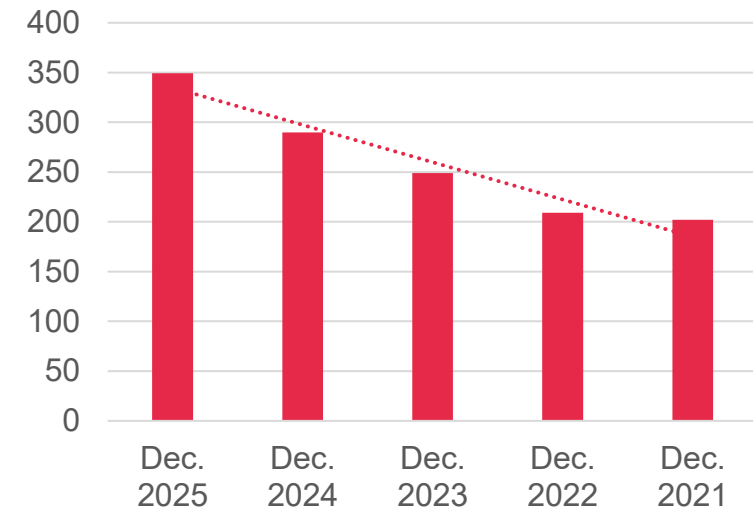
Comparative Analysis

- **Net claims** declined by 9%, decreasing from Rs. 152.815 million to Rs. 139.524 million during the year under review. The reduction in claims indicates an improvement in the overall claims experience and risk management measures of the Company. It also reflects better underwriting discipline and enhanced monitoring of claim settlements, which contributed positively towards controlling claim outflows during the year.
- **Management expenses** increased from Rs. 289.797 million to Rs. 349.302 million, reflecting a 21% rise compared to the previous year. This increase was mainly driven by inflationary pressures, elevated administrative expenses, and the expansion of operational activities during the year under review.

Net Claims

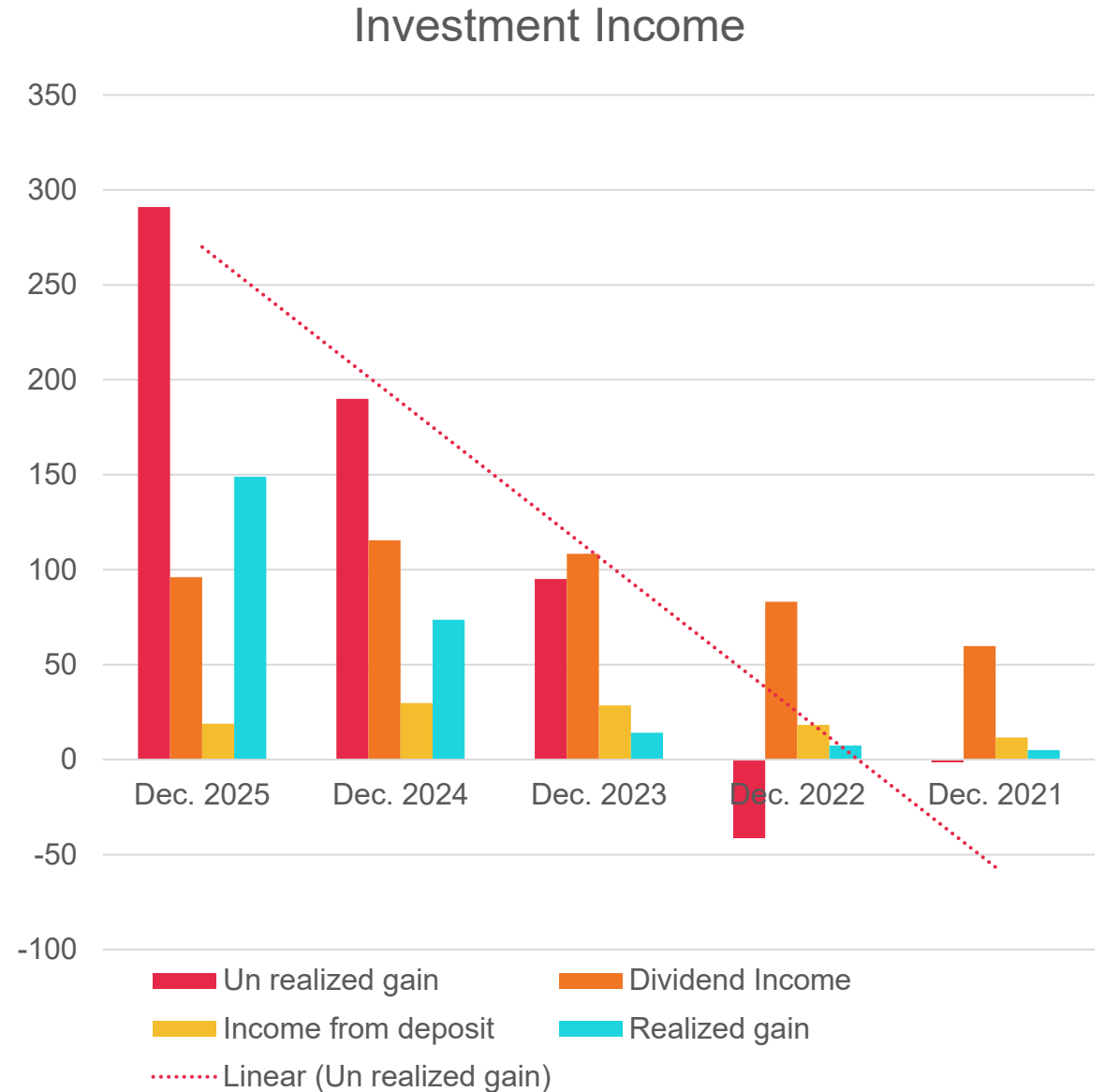


Management Expenses



Comparative Analysis

- **Investment income** delivered a substantial uplift to overall profitability, **increasing from Rs. 408.883 million in 2024 to Rs. 554.993 million in 2025**, representing a strong year-on-year growth of 36%. This performance was primarily underpinned by the exceptional rally in the Pakistan Stock Exchange (PSX), with the **KSE-100 Index advancing by 51.18% to close at a record 174,054.32 points, compared to 115,126.90 points** in the preceding year. Notably, the Company's equity investment portfolio outperformed the broader market, generating a return of **67.56% versus the PSX benchmark return of 51.18%**. This strong outperformance highlights the effectiveness of the Company's investment strategy in identifying value-accretive opportunities during a bullish market cycle.



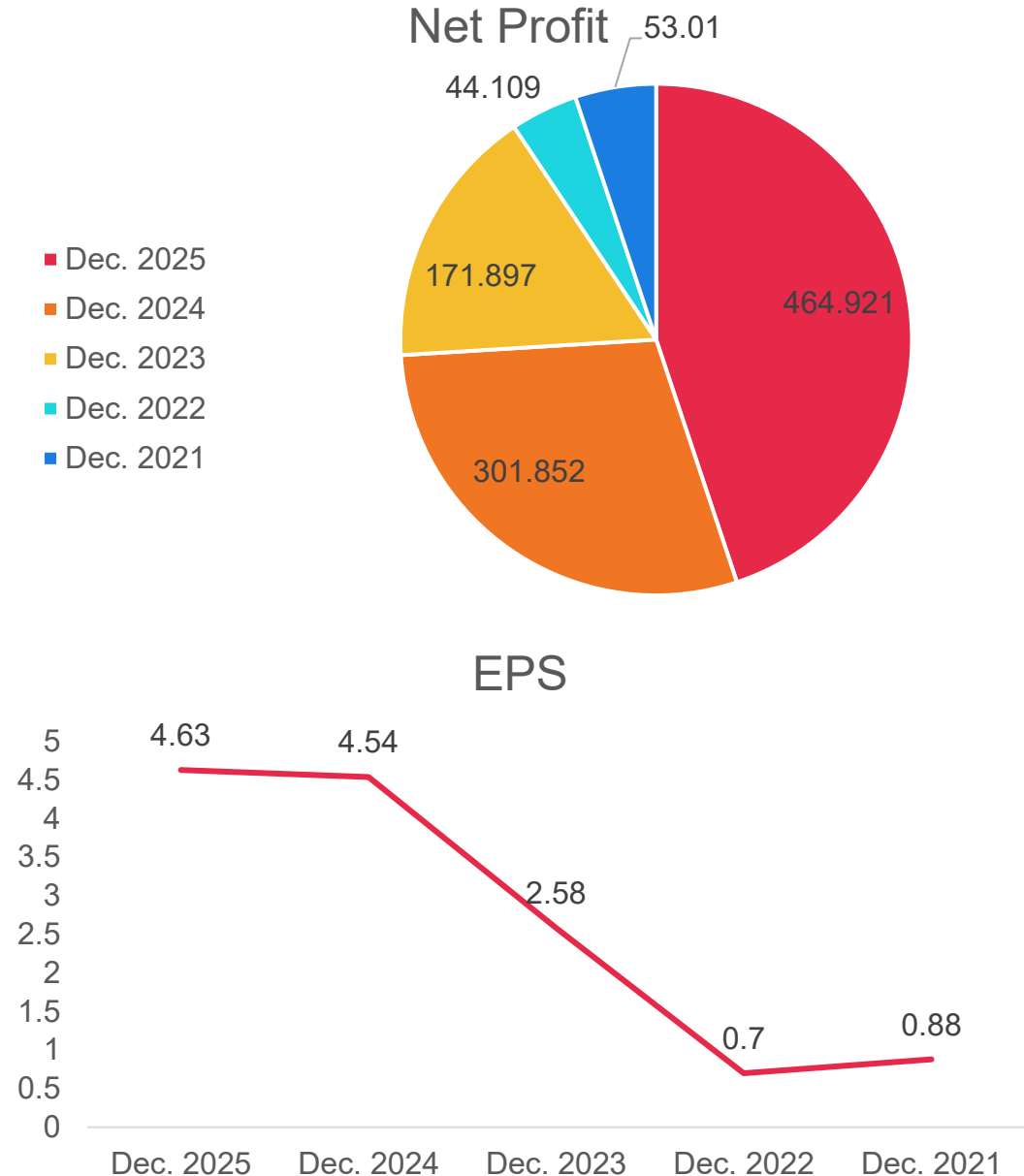
SEGMENT WISE UNDERWRITING RESULTS

RUPEES IN MILLION

Particular	Fire & Property	Marine Aviation & Transport	Motor	Misc.	2025 Aggregate	2024 Aggregate
Gross Premium	643.883	244.467	202.194	133.395	1223.940	1060.074
Net Premium Revenue	316.598	87.014	181.341	11.641	596.595	546.496
Net Claims	(38.543)	(17.515)	(83.337)	(0.129)	(139.524)	(152.815)
Expenses	(123.646)	(33.983)	(70.822)	(4.547)	(232.998)	(198.462)
Net Commission	(91.149)	(17.617)	(18.672)	(2.705)	(130.142)	(111.170)
Underwriting result -2025	63.260	17.899	8.510	4.261	93.931	84.048
Underwriting result -2024	49.484	26.961	2.641	4.962	0	84.048

Comparative Analysis

- The company's provision for taxation stands at **Rs.93 million**, reflecting an effective tax rate of 31.5% on pre-tax profit, compared to the standard corporate rate of 29%. The elevated effective rate is primarily attributable to a 2.5% super tax.
- Profit after tax surged 54% year-on-year, rising from **Rs. 301.853 million** to **Rs. 464.921 million**, supported by higher underwriting results, investment income, and other income. This strong growth was partially offset by increased management expenses and lower profitability in Takaful operations, while a reduction in income tax expense further boosted net earnings, highlighting a balanced and resilient performance across the business.
- Earnings per share (EPS) increased from Rs.3 (restated) in 2024 to Rs.4.63 in 2025 the breakup value of RICL share stand at Rs.20.73 as on Dec. 31, 2025 reflecting strong per-share value creation.



Balance Sheet

Rupees in million

Assets	31-12-2025	31-12-2024
Property and equipment	145.205	104.760
Investments		
Equity securities	1,551.173	1,200.098
Debt securities	103.746	70.081
Term Deposits	44.688	43.509
Total Investments	1,699.608	1,313.688
Loan and other receivables	3.533	4.576
Insurance / reinsurance receivable	731.427	642.362
Reinsurance recovery against outstanding claims	201.551	271.629
Deferred commission expense	119.469	94.843
Prepayments	254.115	228.209
Cash and bank balances	138.408	102.206
Total assets window takaful operator's fund plus PTF	520.735	422.833
TOTAL ASSETS	3,814.053	3,185.105

Balance Sheet

Rupees in million

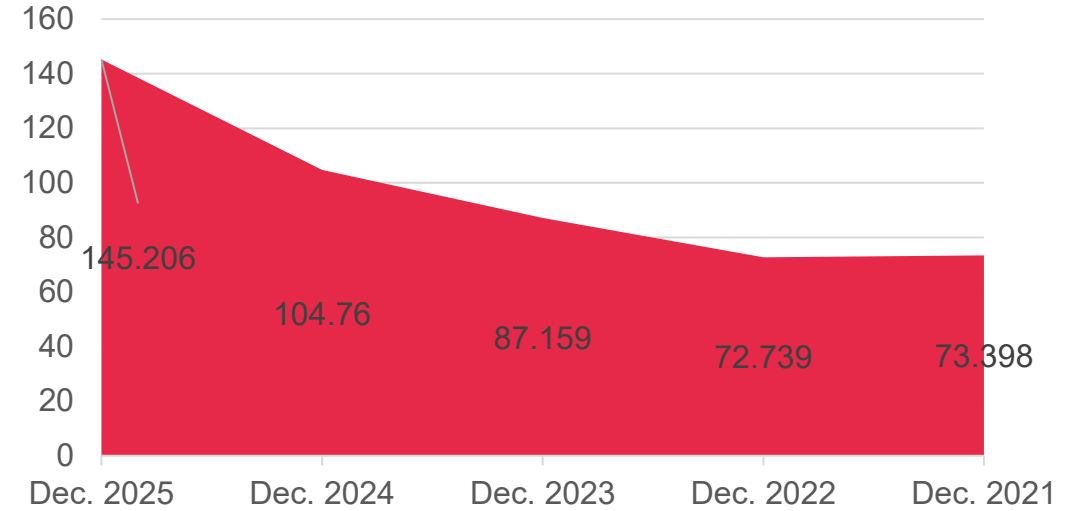
Equity and Liabilities	31-12-2025	31-12-2024
Capital and reserves attributable to Company's equity holder		
Ordinary share capital	1,004.723	665.379
General reserves	400.000	400.000
Unappropriated profit	495.942	370.364
Unrealized gain on revaluation of available for sale Investment	182.568	136.687
Total Equity	2,083.233	1,572.431
Liabilities		
Outstanding claims including IBNR	267.585	343.523
Unearned premium reserves	583.283	489.493
Unearned reinsurance commission	44.826	33.682
Insurance / reinsurance payables	80.097	192.164
Other creditors and accruals	107.283	86.709
Deferred taxation	157.616	126.464
Taxation-provision less payments	123.447	59.124
Total liabilities window takaful – operations fund & PTF	366.682	281.512
Total Equity and Liabilities	3,814.053	3,185.105

Comparative Analysis

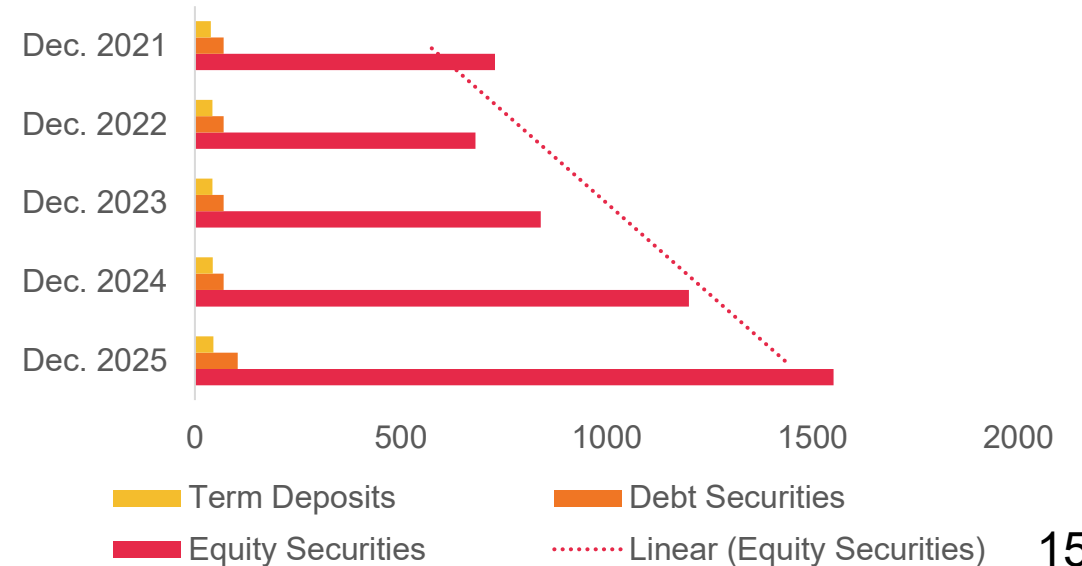
Assets increased / decreased

- The value of property and equipment increased from Rs.104.760 million to Rs.145.206 million, primarily driven by asset additions of Rs.62.968 million, offset by asset disposals amounting to Rs.7.904 million and depreciation charges of Rs.19.335 million.
- Total investment comprising equity, debt securities, and TDRs increased from Rs. 1,313.687 million to Rs. 1,699.608 million, reflecting a growth of 29%. The value of equity securities rose from Rs. 1,200.097 million to Rs. 1,551.174 million, mainly driven by share acquisitions amounting to Rs. 1,141 million, sales of Rs. 1,279 million, and an unrealized gain of Rs. 374.960 million on HFT and AFS investments.
- Insurance and reinsurance receivables increased from Rs. 642.362 million to Rs. 731.428 million

Property & Equipment



Investments

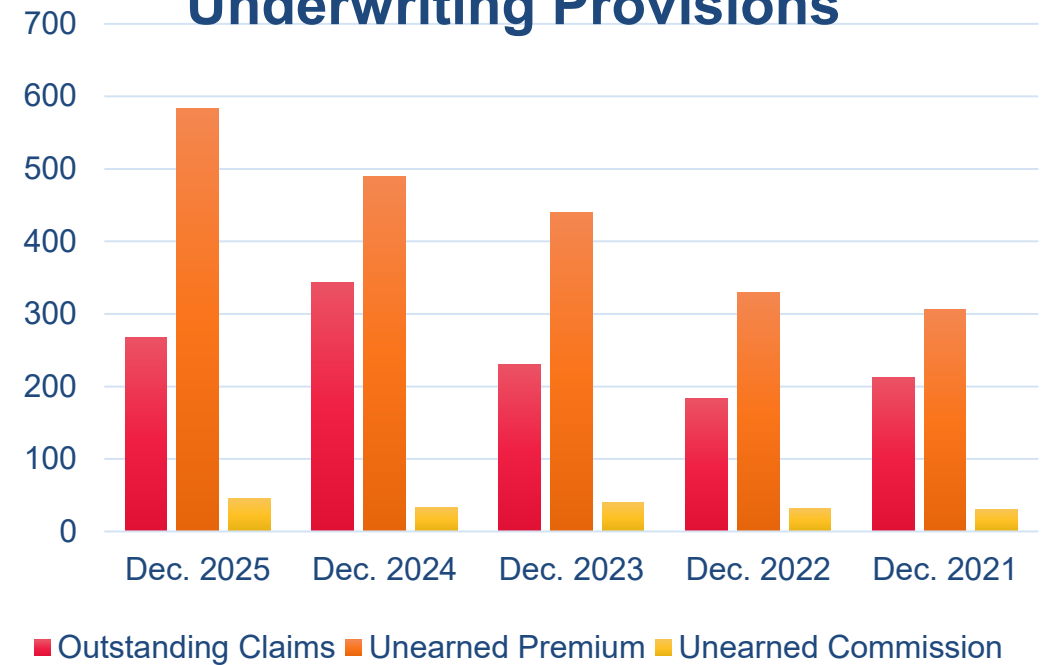


Comparative Analysis

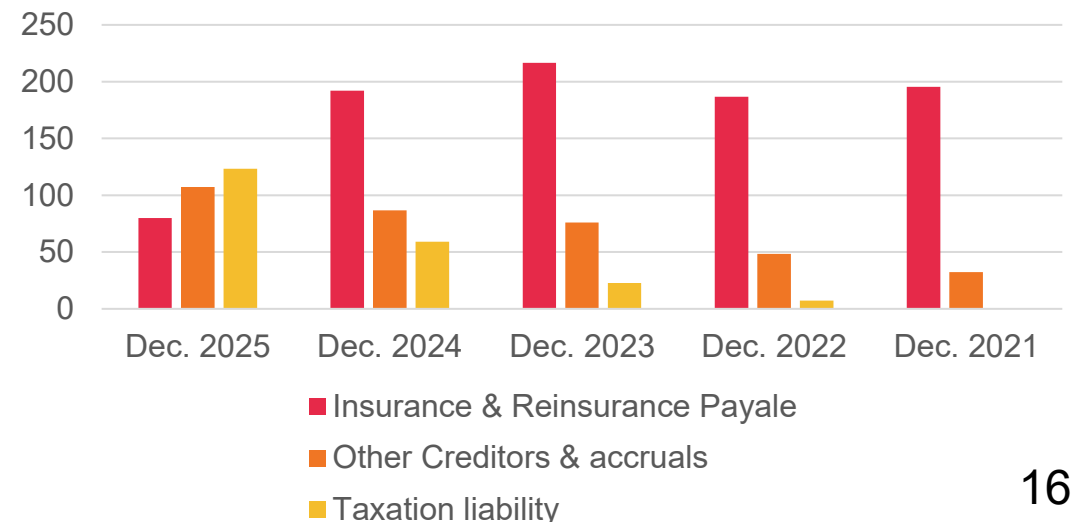
Liabilities increased / decreased

- Underwriting provisions increased by 3%, from Rs.866.699 million to Rs.895.694 million.
- Insurance and reinsurance payables decreased significantly by 58%, falling from Rs.192.164 million to Rs.80.098 million.
- The balance of other creditors and accruals increased from Rs. 79.862 million to Rs. 101.228 million, primarily due to the Federal Insurance Fee and Sales Tax, which were subsequently paid.
- Deferred taxation increased from **Rs. 126.464 million to Rs. 157.615 million**, primarily due to an unrealized gain of **Rs. 31.152 million on AFS and HFT securities**.
- The taxation liability has risen from Rs.59.124 million to Rs.123.447 million, primarily due to a substantial increase in gross profit, which surged from Rs.436.169 million to Rs.557.559 million.

Underwriting Provisions



Insurance payable, Creditors Taxation

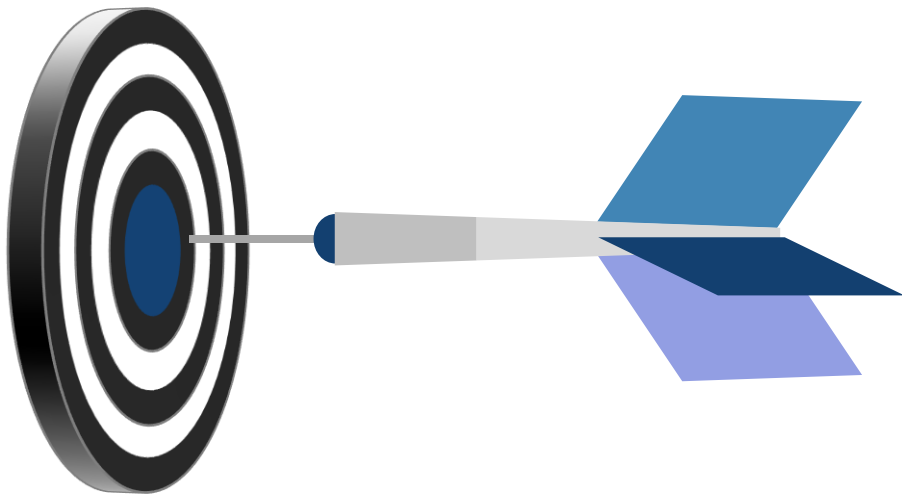


Liquidity Management

The company maintains a prudent and strategic approach to liquidity management ensuring seamless fulfillment of financial obligations through strong cash flows from core operations, strategic investments and other income sources. This disciplined approach enhances financial stability, strengthens resilience and enables the company to effectively navigate market dynamics while capitalizing on growth opportunities.


As of **December 31, 2025**, the company's solvency stood at **Rs. 819.971 million**, substantially exceeding the statutory requirement of **Rs. 150 million** by **Rs. 669.971 million**. This strong surplus underscores the company's solid financial foundation, reinforcing its ability to meet obligations with confidence and efficiency.

IFS Rating



Both credit rating agencies, Pakistan Credit Rating Agency and VIS Credit Rating Company Limited, have upgraded the Insurer Financial Strength (IFS) rating of Reliance Insurance Company Limited to '**A++**' with a **Stable outlook**.

The upgrade reflects strong capitalization, sound liquidity, strong Swiss Re-led reinsurance, improved underwriting, business growth, and higher investment income, signaling a strong ability to meet policyholder obligations.



THANK YOU